



Petronet LNG Limited

Regd. Office: World Trade Centre, Babar Road, Barakhamba Lane, New Delhi – 110001
Phone: 011-23411411, Fax: 011- 23472550, CIN: L74899DL1998PLC093073
Email: investors@petronetlng.in, Company's website: www.petronetlng.in
PAN: AAACP8148D GST: 07AAACP8148D1ZI

ND/PLL/SECTT/REG. 33/2022

9th November 2022

The Manager
BSE Ltd.
Phiroze Jeejeebhoy Towers
Dalal Street, Mumbai – 400 001

The Manager
National Stock Exchange of India Ltd.
Exchange Plaza, Bandra Kurla Complex
Bandra East, Mumbai – 400 051

**Sub: a) Unaudited Financial Results for the quarter and half-year ended 30th September 2022
b) Special Interim Dividend for the Financial Year 2022-23**

Dear Sir/Madam,

In terms of provisions of SEBI (LODR) Regulations, 2015, we hereby inform the following:

- i) The Board of Directors of the Company has, in its Meeting held on 9th November 2022 has, inter-alia, approved the Unaudited Financial Results (Standalone and Consolidated) for the quarter and half-year ended 30th September 2022, a copy of which is enclosed herewith.
- ii) The Limited Review Report with unmodified opinion (without any qualification) on the Unaudited Financial Results of the Company (Standalone and Consolidated) for the quarter and half-year ended 30th September 2022 is also enclosed herewith.
- iii) The Board of Directors of Petronet LNG Limited in its above said meeting has also, inter-alia, declared special interim dividend of Rs. 7/- (Rupees seven only) per equity share (of the face value of Rs. 10/- each) of the Company for the Financial Year 2022-23.
- iv) The Record and payment/ despatch date for the above said declared special interim dividend for the Financial Year 2022-23 shall be intimated in due course of time, as per the statutory requirement.

The above said meeting of the Board of Directors commenced at 3.30 p.m. and concluded at 7:10 p.m.

This is for information and records please.

Yours faithfully,


(Rajan Kapur)
Company Secretary

Encl: as above

Dahej LNG Terminal:
GIDC Industrial Estate, Plot No. 7/A, Dahej
Taluka Vagra, Distt. Bharuch - 392130 (Gujarat)
Tel : 02641-257249 Fax- 02641-257252

Kochi LNG Terminal:
Survey No. 347, Puthuvypu
P.O. 682508, Kochi
Tel : 0484-2502268



V. SANKAR AIYAR & CO.
CHARTERED ACCOUNTANTS

Sarojini House(GF), 6 Bhagwan Das Road, New Delhi – 110 001
Tel. 011- 44744643 E-mail : newdelhi@vsa.co.in

Independent Auditor's limited Review Report on quarterly and period to date unaudited standalone financial results of Petronet LNG Limited under Regulation 33 of the SEBI (Listing Obligations and Disclosure Requirements) Regulations, 2015

To The Board of Directors of Petronet LNG Limited

1. We have reviewed the accompanying statement of un-audited standalone financial results ('the Statement') of **Petronet LNG Limited** for the quarter and six months ended 30th September, 2022 being submitted by the Company pursuant to the requirement of Regulation 33 of SEBI (Listing Obligation and Disclosure Requirements) Regulations, 2015, as amended ('the Regulations').
2. This Statement, which is the responsibility of the Company's management and has been approved by the Company's Board of Directors in their meeting held on 9th November 2022 has been prepared in accordance with the recognition and measurement principles laid down in the Indian Accounting Standard 34 "Interim Financial Reporting" ("Ind AS 34"), prescribed under section 133 of the Companies Act ,2013 read with relevant rules issued thereunder and other accounting principles generally accepted in India. Our responsibility is to express a conclusion on the Statement based on our review.
3. We conducted our review of the Statement in accordance with the Standard on Review Engagements (SRE) 2410 'Review of Interim Financial Information performed by the Independent Auditor of the Entity', issued by the Institute of Chartered Accountants of India(ICAI). This standard requires that we plan and perform the review to obtain moderate assurance as to whether the financial statements are free of material misstatement. A review is limited primarily to inquiries of company personnel and analytical procedures applied to financial data and thus provides less assurance than an audit. We have not performed an audit and accordingly, we do not express an audit opinion.
4. Based on our review conducted as above, nothing has come to our attention that causes us to believe that the accompanying Statement of un-audited standalone financial results prepared in accordance with the recognition and measurement principles laid down in the applicable Indian Accounting Standards specified under Section 133 of the Companies Act, 2013 read with relevant rules issued thereunder and other accounting principles generally accepted in India, has not disclosed the information required to be disclosed in terms of Regulation 33 of the SEBI (Listing Obligations and Disclosure Requirements) Regulations, 2015, as amended, including the manner in which it is to be disclosed, or that it contains any material misstatement.

Emphasis of Matter

5. We draw your attention to Note 3 to the financial results regarding trade receivables towards "Use or Pay charges" of Rs. 41,591 lakhs outstanding as at 30.09.2022. The balance confirmation against the payment due/advance adjusted is yet to be received. The Management is confident that the payment would be recovered in due course.

Our conclusion is not modified in respect of this matter.



Other Matters

6. The unaudited financial results of the Company for the quarter and six months ended 30th September, 2021 and for the quarter ended 30th June 2022 were reviewed by the predecessor auditor who expressed an unmodified opinion on those financial information on 9th November 2021 and 5th August 2022 respectively.

Our conclusion is not modified in respect of this matter.

**For V. Sankar Aiyar & Co.
Chartered Accountants
ICAI Firm Regn No. 109208W**

Ajay Gupta

**(Ajay Gupta)
Partner**

**Membership No. 090104
ICAI UDIN : 22090104BCQWBT6933**

**Place : New Delhi
Date : 9th November 2022**



Petronet LNG Limited

Corporate Identity Number : L74899DL1998PLC093073

First Floor, World Trade Center, Babar Road, Barakhamba Lane, New Delhi - 110001

Statement of Standalone financial results for quarter and half year ended 30th September, 2022

(All amounts are Rupees in lac, unless otherwise stated)

Particulars	Quarter Ended			Half year Ended		Year Ended
	30-Sep-22	30-Jun-22	30-Sep-21	30-Sep-22	30-Sep-21	31-Mar-22
	Unaudited	Unaudited	Unaudited	Unaudited	Unaudited	Audited
1 Revenue						
Revenue from operations	15,98,573	14,26,382	10,81,308	30,24,955	19,41,098	43,16,857
Other income	9,424	14,176	8,164	23,600	15,017	30,726
Total Income	16,07,997	14,40,558	10,89,472	30,48,555	19,56,115	43,47,583
2 Expenses						
Cost of materials consumed	14,55,798	12,90,059	9,26,390	27,45,857	16,60,707	37,07,747
Employee benefits expense	4,329	4,544	5,608	8,873	9,897	17,706
Finance costs	8,110	7,785	7,944	15,895	15,947	31,733
Depreciation and amortization expense	19,221	19,124	19,358	38,345	38,519	76,846
Other expenses	21,151	25,340	19,625	46,491	35,381	66,170
Total Expenses	15,08,609	13,46,852	9,78,925	28,55,461	17,60,451	39,00,202
3 Profit before exceptional items and tax (1-2)	99,388	93,706	1,10,547	1,93,094	1,95,664	4,47,381
4 Exceptional Items	-	-	-	-	-	-
5 Profit/ (loss) before tax (4-3)	99,388	93,706	1,10,547	1,93,094	1,95,664	4,47,381
6 Tax expense:						
Current tax	28,400	27,800	30,598	56,200	53,798	1,16,918
Deferred tax	(3,437)	(4,184)	(2,353)	(7,621)	(4,003)	(4,772)
Total tax expense	24,963	23,616	28,245	48,579	49,795	1,12,146
7 Profit / (loss) for the period (5-6)	74,425	70,090	82,302	1,44,515	1,45,869	3,35,235
8 Other comprehensive income						
<u>Items that will not be reclassified to profit or loss</u>						
Remeasurement of defined benefit plans	(140)	-	-	(140)	-	(185)
Income tax relating to remeasurement of defined benefit plans	-	-	-	-	-	47
Total other comprehensive income for the period	(140)	-	-	(140)	-	(138)
9 Total comprehensive income for the period (7+8)	74,285	70,090	82,302	1,44,375	1,45,869	3,35,097
10 Paid-up Share Capital (Face value of Rs. 10/- each)	1,50,000	1,50,000	1,50,000	1,50,000	1,50,000	1,50,000
11 Other Equity	12,69,422	12,62,637	11,08,319	12,69,422	11,08,319	11,92,547
12 Net Worth	14,19,422	14,12,637	12,58,319	14,19,422	12,58,319	13,42,547
13 Earnings per equity share						
(Face value of Rs. 10/- each) (Not annualised)						
Basic (Rs.)	4.96	4.67	5.49	9.63	9.72	22.35
Diluted (Rs.)	4.96	4.67	5.49	9.63	9.72	22.35




Petronet LNG Limited

Corporate Identity Number : L74899DL1998PLC093073

First Floor, World Trade Center, Babar Road, Barakhamba Lane, New Delhi - 110001

Statement of Assets and Liabilities as on 30th September, 2022

(All amounts are Rupees in lac, unless otherwise stated)

Particulars	Standalone	
	As at 30-Sep-22	As at 31-Mar-22
	Unaudited	Audited
ASSETS		
A Non-current assets		
Property, plant and equipment	6,64,131	6,84,941
Capital work-in-progress	44,883	19,263
Other intangible assets	28	20
Right to Use assets	2,49,958	2,70,758
Investments	17,438	17,438
Financial assets		
(i) Investments	0.13	0.13
(ii) Loans	2,362	2,145
(iii) Other financial assets	1,822	2,02,700
Income tax assets (net)	24,944	19,559
Other non-current assets	25,662	24,247
Total Non-Current Assets (A)	10,31,228	12,41,071
B Current assets		
Inventories	1,94,543	57,668
Financial assets		
(i) Investment	15,769	87,584
(ii) Trade receivables	3,22,075	2,68,444
(iii) Cash and cash equivalents	3,10,591	1,04,720
(iv) Other bank balances	4,11,129	3,27,235
(v) Other financial assets	21,444	18,524
Other current assets	11,226	6,662
Total Current Assets (B)	12,86,777	8,70,837
Total Assets (A+B)	23,18,005	21,11,908
EQUITY AND LIABILITIES		
C Equity		
Equity share capital	1,50,000	1,50,000
Other equity	12,69,422	11,92,547
Total Equity (C)	14,19,422	13,42,547
D Liabilities		
Non-current liabilities		
Financial liabilities		
(i) Borrowings	-	-
(ii) Lease liability	3,17,941	3,13,317
Long-term provisions	6,586	5,801
Deferred tax liabilities (net)	75,621	83,240
Other non-current liabilities	88,399	93,363
Total Non-Current Liabilities (D)	4,88,547	4,95,721
E Current liabilities		
Financial liabilities		
(i) Borrowings	-	2,300
(ii) Lease liabilities	29,440	28,233
(iii) Trade payables		
- total outstanding dues of micro enterprise and small enterprises (MSME's)	530	915
- total outstanding dues of creditors other than micro enterprise and small enterprises	2,06,848	1,51,732
(iv) Other financial liabilities	84,619	21,623
Other current liabilities	84,868	62,608
Short-term provisions	3,731	6,229
Current tax liabilities (net)	-	-
Total Current Liabilities (E)	4,10,036	2,73,640
F Total Liabilities (F=D+E)	8,98,583	7,69,361
Total Equity and Liabilities (C+F)	23,18,005	21,11,908



Petronet LNG Limited


Corporate Identity Number : L74899DL1998PLC093073

First Floor, World Trade Center, Babar Road, Barakhamba Lane, New Delhi - 110001

Statement of Standalone Cash Flows

(All amounts are Rupees in lac, unless otherwise stated)

Particulars	Half year Ended	
	30-Sep-22	30-Sep-21
	Unaudited	Unaudited
A. Cash flow from operating activities		
Net Profit before tax	1,93,094	1,95,664
<u>Adjustment for:</u>		
Depreciation	38,345	38,519
Loss on the sale of fixed asset	8	6
Profit on sale /fair valuation of current Investment	(1,505)	(2,839)
Finance cost	15,895	15,947
Foreign exchange (gain)/ loss on restatement of financial liabilities	22,169	3,156
Interest Income	(14,412)	(10,137)
Dividend Income	(2,399)	(320)
Excess provision written back	-	(585)
Operating profit before working capital changes	2,51,195	2,39,411
Movements in working capital :-		
(Increase)/ Decrease in loans	(217)	(59)
(Increase)/ Decrease in inventories	(1,36,875)	(98,039)
(Increase)/ Decrease in trade receivables	(53,631)	(28,240)
(Increase)/ Decrease in other financial assets	6,551	3,725
(Increase)/ Decrease in other assets	(4,445)	(4,052)
Increase / (Decrease) in trade payables	54,731	1,07,587
Increase / (Decrease) in other financial liabilities	140	195
Increase / (Decrease) in provisions	(1,854)	994
Increase / (Decrease) in other liabilities	17,299	(3,316)
Cash Generated from/ (used in) operations	1,32,894	2,18,208
Less: Income Tax Paid (net of refunds)	(61,585)	(49,650)
Net Cash generated from / (used in) operating activities (A)	71,309	1,68,558
B. Cash flow from investing activities		
Net proceeds / (purchase) of property, plant and equipment and capital work in progress	(32,499)	5,282
Net proceeds / (purchase) of intangible assets	(12)	0
Dividend Received	2,399	585
Net proceeds/ (purchase) of investments	73,320	(82,565)
Interest received	5,439	7,981
Net movement in fixed deposits	1,83,979	15,366
Net Cash Generated from / (Used in) Investing Activities (B)	2,32,625	(53,351)
C. Cash Flow from Financing Activities		
Net proceeds/(Repayment) of Long Term Borrowings	(2,300)	(1,840)
Interest Expense Paid	(414)	(456)
Dividend paid	(67,500)	(30)
Lease Liability paid	(27,850)	(28,691)
Net Cash generated from / (used in) Financing Activities (C)	(98,064)	(31,017)
Net Increase / (Decrease) in Cash and Cash Equivalents (A+B+C)	2,05,871	84,190
Cash and cash equivalents at the beginning of the year	1,04,720	84,933
Balance at the end of the Period	3,10,591	1,69,123



Petronet LNG Limited

Corporate Identity Number : L74899DL1998PLC093073

First Floor, World Trade Center, Babar Road, Barakhamba Lane, New Delhi - 110001

Notes :

- 1 The above results have been reviewed by the Audit Committee and approved by the Board of Directors of the Company at their respective meetings held on 9th November 2022. The Limited Review of the Unaudited Financial Results for the quarter and half year ended 30.09.2022, pursuant to Regulation 33 of the SEBI (Listing Obligations and Disclosure Requirements) Regulations, 2015 as amended and have been carried out by the Statutory Auditors of the Company.
- 2 The Company primarily operates in the business of import and processing of liquified natural gas. Accordingly, there is only one Reportable Segment i.e. "Natural Gas Business". Hence, no specific disclosure has been made w.r.t. operating segments.
- 3 Pursuant to the relevant provision under long term regasification contracts entered by the Company, income towards "Use or Pay charges" of Rs. 41,591 Lac (Rs 8,324 lac in Q4' 2021-22 and Rs 33,267 Lac in Q3 2021-22) in FY 2021-22 for Calendar year (CY) 2021 has been recognised on account of lower capacity utilisation by its customers. The balance confirmation against payment due / advance adjusted is yet to be received. The management is confident that the payment would be recovered in due course.
- 4 The Company has formed new wholly owned subsidiary Company Ms. Petronet LNG Singapore Pte.Ltd (registered in Singapore) on 7th March 2022. The share capital is pending to be allotted as on 30th September 2022.
- 5 The Board of Directors have declared special interim dividend of Rs 7 per equity share (Face Value of Rs 10/- per equity share) at their meeting held on 09th November 2022.
- 6 Previous year/period figures have been regrouped and rearranged to make them comparable with current period figures.

For and on behalf of the Board of Directors of
Petronet LNG Limited


9/11/2022

Vinod Kumar Mishra
Director (Finance)
DIN: 08125144



Place: New Delhi

Date: 9th November 2022



Independent Auditor's limited review report on the quarterly and period to date unaudited consolidated financial results of Petronet LNG Limited under Regulation 33 of the SEBI (Listing Obligation and Disclosure Requirements) Regulations, 2015

To The Board of Directors of Petronet LNG Limited

1. We have reviewed the accompanying statement of un-audited consolidated financial results ("the Statement") of **Petronet LNG Limited** ("the Holding Company") and its subsidiaries (the Holding Company and its subsidiaries together referred to as "the Group") and joint ventures for the quarter and six months ended 30th September, 2022 being submitted by the Company pursuant to the requirement of Regulation 33 of SEBI (Listing Obligation and Disclosure Requirements) Regulations, 2015, as amended ("the Regulations").
2. This Statement, which is the responsibility of the Holding Company's management and approved by the Holding Company's Board of Directors has been prepared in accordance with the recognition and measurement principles laid down in the Indian Accounting Standard 34 "Interim Financial Reporting" ("Ind AS 34"), prescribed under section 133 of the Companies Act, 2013 read with relevant rules issued thereunder and other accounting principles generally accepted in India. Our responsibility is to express a conclusion on the Statement based on our review.
3. We conducted our review of the Statement in accordance with the Standard on Review Engagements (SRE) 2410 'Review of Interim Financial Information performed by the Independent Auditor of the Entity', issued by the Institute of Chartered Accountants of India. This standard requires that we plan and perform the review to obtain moderate assurance as to whether the financial statements are free of material misstatement. A review of interim financial information consists of making inquiries, primarily of persons responsible for financial and accounting matters, and applying analytical and other review procedures. A review is substantially less in scope than an audit conducted in accordance with the Standards on Auditing and consequently, does not enable us to obtain assurance that we would become aware of all significant matters that might be identified in an audit. Accordingly, we do not express an audit opinion.

We also performed procedures in accordance with the SEBI Circular CIR/CFD/CMD1/44/2019 dated 29th March 2019 issued by the SEBI under Regulation 33(8) of the SEBI (Listing Obligations and Disclosure Requirements) Regulations, 2015 (as amended), to the extent applicable.

4. The Statement includes the results of the following entities:
 - Petronet Energy Limited (PEL) - Subsidiary
 - Petronet LNG Singapore Pte. Ltd. – Subsidiary
 - Adani Petronet (Dahej) Port Pvt. Limited (APPPL) - Joint Venture
 - India LNG Transport Co (No. 4) Pvt. Limited. (ILT4) - Joint Venture
5. Based on our review conducted and procedure performed as stated in paragraph 3 above and upon consideration of the review reports of other auditors referred to in paragraph 7 below, nothing has come to our attention that causes us to believe that the accompanying Statement prepared in accordance with the recognition and measurement principles laid down in the applicable Indian Accounting Standards specified under Section 133 of the Companies Act, 2013 read with relevant rules issued thereunder and other accounting principles generally accepted in India, has not disclosed the information required to be disclosed in terms of Regulation 33 of the SEBI (Listing Obligations and Disclosure Requirements) Regulations, 2015, as amended, including the manner in which it is to be disclosed, or that it contains any material misstatement.



Emphasis of Matter

6. We draw your attention to Note 3 to the financial results regarding trade receivables towards "Use or Pay charges" of Rs. 41,591 lakhs outstanding as at 30.09.2022. The balance confirmation against the payment due/advance adjusted is yet to be received. The Management is confident that the payment would be recovered in due course.

Our conclusion is not modified in respect of this matter.

Other matters

7. We did not review the financial results / information of a subsidiary company included in the consolidated unaudited financial results/statement, whose interim financial information reflects total revenue of Rs. 6 lakhs and Rs. 9 lakhs, net loss after tax Rs. 25 lakhs and Rs. 52 lakhs, and total comprehensive loss of Rs. 25 lakhs and Rs. 52 lakhs for the quarter and six months ended 30th September 2022 respectively and net cash outflows of Rs. 514 lakhs for the six months period ended as considered in consolidated unaudited financial results.

The consolidated unaudited financial results also include group's share of net profit after tax of Rs. 4812 lakhs and Rs. 8995 lakhs and total comprehensive income of Rs. 4819 lakhs and Rs. 8999 lakhs for the quarter and six months ended 30th September 2022 respectively as considered in consolidated unaudited financial results in respect of joint venture companies, whose financial results have not been reviewed by us.

These interim financial results have been reviewed by other auditors whose report has been furnished to us by the management and our conclusion on the statement, in so far as it relates to the amounts and disclosures included in respect of it is solely based on the report of other auditor and procedures performed by us as stated in paragraph 3 above. Our conclusion on statement is not modified in respect of above matter.

8. The accompanying financial results also include unaudited financial results of a subsidiary company whose interim financial information reflects total revenue of Rs. Nil and Rs. Nil, net loss after tax 2.53 lakhs and Rs. 2.54 lakhs and total comprehensive loss of Rs. 2.53 lakhs and Rs. 2.54 lakhs for the quarter and six months ended 30th September 2022 respectively, as considered in consolidated unaudited financial results, whose financial results have not been reviewed by their auditor and have been approved and furnished to us by the management and our conclusion of the statement, in so far it relates to its affairs is solely based on such unaudited financial results. Our conclusion on statement is not modified in respect of the above matter.
9. The un-audited financial results of the company for the quarter and six months ended 30th September, 2021 and for the quarter ended 30th June 2022 were reviewed by the predecessor auditor who expressed an unmodified opinion on those financial information on 9th November 2021 and 5th August 2022 respectively.

Our conclusion is not modified in respect of this matter.

For V. Sankar Aiyar & Co.
Chartered Accountants
ICAI Firm Regn No. 109208W

Ajay Gupta

(Ajay Gupta)

Partner

Membership No. 090104

ICAI UDIN : 22090104BCQWMF3611

Place : New Delhi
Date : 9th November 2022



Petronet LNG Limited

Corporate Identity Number : L74899DL1998PLC093073

First Floor, World Trade Center, Babar Road, Barakhamba Lane, New Delhi - 110001

Statement of Consolidated financial results for quarter and half year ended 30th September, 2022

(All amounts are Rupees in lac, unless otherwise stated)

Particulars	Quarter Ended			Half year Ended		Year Ended
	30-Sep-22	30-Jun-22	30-Sep-21	30-Sep-22	30-Sep-21	31-Mar-22
	Unaudited	Unaudited	Unaudited	Unaudited	Unaudited	Audited
1 Revenue						
Revenue from operations	15,98,573	14,26,382	10,81,308	30,24,955	19,41,098	43,16,857
Other income	8,793	12,418	7,587	21,211	14,444	29,773
Total Income	16,07,366	14,38,800	10,88,895	30,46,166	19,55,542	43,46,630
2 Expenses						
Cost of materials consumed	14,55,798	12,90,059	9,26,390	27,45,857	16,60,707	37,07,747
Employee benefits expense	4,368	4,584	5,619	8,952	9,908	17,792
Finance costs	8,110	7,785	7,944	15,895	15,947	31,733
Depreciation and amortization expense	19,221	19,124	19,358	38,345	38,519	76,846
Other expenses	21,153	25,340	19,628	46,493	35,659	66,449
Total Expenses	15,08,650	13,46,892	9,78,939	28,55,542	17,60,740	39,00,567
3 Profit before share of joint ventures, exceptional items and tax (1-2)	98,716	91,908	1,09,956	1,90,624	1,94,802	4,46,063
4 Share of profit of equity-accounted investees, net of tax	4,812	4,183	49	8,994	3,691	9,865
5 Profit before exceptional items and tax (4-5)	1,03,528	96,091	1,10,005	1,99,618	1,98,493	4,55,928
6 Exceptional Items	-	-	-	-	-	-
7 Profit/ (loss) before tax (5-6)	1,03,528	96,091	1,10,005	1,99,618	1,98,493	4,55,928
8 Tax expense:						
Current tax	28,400	27,800	30,598	56,200	53,798	1,16,918
Deferred tax	(3,445)	(4,193)	(2,354)	(7,638)	(4,072)	(4,801)
Total tax expense	24,955	23,607	28,244	48,562	49,726	1,12,117
9 Profit/ (loss) for the period (7-8)	78,573	72,484	81,761	1,51,056	1,48,767	3,43,811
10 Other comprehensive income						
<u>Items that will not be reclassified to profit or loss</u>						
Remeasurement of defined benefit plans	(140)	-	-	(140)	-	(185)
Income tax relating to remeasurement of defined benefit plans	-	-	-	-	-	47
Share of JV	7	(2)	(5)	4	(4)	(54)
Total other comprehensive income for the period	(133)	(2)	(5)	(136)	(4)	(192)
11 Total comprehensive income for the period (9+10)	78,440	72,482	81,756	1,50,921	1,48,763	3,43,619
12 Paid-up Share Capital	1,50,000	1,50,000	1,50,000	1,50,000	1,50,000	1,50,000
13 Other Equity	13,00,229	12,89,291	11,26,953	13,00,229	11,26,953	12,16,809
14 Net Worth	14,50,229	14,39,291	12,76,953	14,50,229	12,76,953	13,66,809
15 Earnings per equity share						
(Face value of Rs. 10/- each) (Not annualised)						
Basic (Rs.)	5.24	4.83	5.45	10.07	9.92	22.92
Diluted (Rs.)	5.24	4.83	5.45	10.07	9.92	22.92



Petronet LNG Limited


Corporate Identity Number : L74899DL1998PLC093073

First Floor, World Trade Center, Babar Road, Barakhamba Lane, New Delhi - 110001

Statement of Assets and Liabilities as on 30th September, 2022

(All amounts are Rupees in lac, unless otherwise stated)

Particulars	Consolidated	
	As at 30-Sep-22	As at 31-Mar-22
	Unaudited	Audited
ASSETS		
A Non-current assets		
Property, plant and equipment	6,64,131	6,84,941
Capital work-in-progress	44,883	19,263
Other intangible assets	28	20
Right to Use assets	2,49,958	2,70,758
Investments	47,610	41,010
Financial assets		
(i) Investments	0.13	0.13
(ii) Loans	2,362	2,145
(iii) Other financial assets	1,822	2,02,700
Income tax assets (net)	24,947	19,561
Other non-current assets	25,662	24,247
Total Non-Current Assets (A)	10,61,403	12,64,645
B Current assets		
Inventories	1,94,543	57,668
Financial assets		
(i) Investment	15,769	87,584
(ii) Trade receivables	3,22,075	2,68,444
(iii) Cash and cash equivalents	3,10,750	1,05,392
(iv) Other bank balances	4,11,629	3,27,235
(v) Other financial assets	21,454	18,547
Other current assets	11,226	6,662
Total Current Assets (B)	12,87,446	8,71,532
Total Assets (A+B)	23,48,849	21,36,177
EQUITY AND LIABILITIES		
C Equity		
Equity share capital	1,50,000	1,50,000
Other equity	13,00,229	12,16,809
Total Equity (C)	14,50,229	13,66,809
D Liabilities		
Non-current liabilities		
Financial liabilities		
(i) Borrowings	-	-
(ii) Lease liability	3,17,941	3,13,317
Long-term provisions	6,586	5,801
Deferred tax liabilities (net)	75,575	83,213
Other non-current liabilities	88,399	93,363
Total Non-Current Liabilities (D)	4,88,501	4,95,694
E Current liabilities		
Financial liabilities		
(i) Borrowings	-	2,300
(ii) Lease liabilities	29,440	28,233
(iii) Trade payables		
- total outstanding dues of micro enterprise and small enterprises (MSME's)	530	915
- total outstanding dues of creditors other than micro enterprise and small enterprises	2,06,930	1,51,768
(iv) Other financial liabilities	84,619	21,623
Other current liabilities	84,870	62,606
Short-term provisions	3,730	6,229
Total Current Liabilities (E)	4,10,119	2,73,674
F Total Liabilities (F=D+E)	8,98,620	7,69,368
Total Equity and Liabilities (C+F)	23,48,849	21,36,177



Petronet LNG Limited


Corporate Identity Number : L74899DL1998PLC093073

First Floor, World Trade Center, Babar Road, Barakhamba Lane, New Delhi - 110001

Statement of Consolidated Cash Flows

(All amounts are Rupees in lac, unless otherwise stated)

Particulars	Half year Ended	
	30-Sep-22	30-Sep-21
	Un audited	Un audited
A. Cash flow from operating activities		
Net Profit before tax	1,99,618	1,98,493
Adjustment for:		
Depreciation	38,345	38,519
Loss on the sale of fixed asset	8	6
Profit on sale /fair valuation of current Investment	(1,505)	(2,839)
Finance cost	15,895	15,947
Foreign exchange (gain)/ loss on restatement of financial liabilities	22,169	3,156
Interest Income	(14,422)	(10,149)
Excess provision written back	-	(320)
Share of JV	(8,994)	(3,691)
Operating profit before working capital changes	2,51,114	2,39,122
Movements in working capital :-		
(Increase)/ Decrease in loans	(217)	(59)
(Increase)/ Decrease in inventories	(1,36,875)	(98,039)
(Increase)/ Decrease in trade receivables	(53,631)	(28,240)
(Increase)/ Decrease in other financial assets	6,551	3,714
(Increase)/ Decrease in other assets	(4,445)	(4,054)
Increase / (Decrease) in trade payables	54,777	1,07,600
Increase / (Decrease) in other financial liabilities	140	195
Increase / (Decrease) in provisions	(1,854)	994
Increase / (Decrease) in other liabilities	17,300	(3,316)
Cash Generated from/ (used in) operations	1,32,859	2,17,918
Less: Income Tax Paid (net of refunds)	(61,586)	(49,650)
Net Cash generated from / (used in) operating activities (A)	71,273	1,68,268
B. Cash flow from investing activities		
Net proceeds / (purchase) of property, plant and equipment and capital work in progress	(32,499)	5,282
Net proceeds / (purchase) of intangible assets	(12)	0
Net proceeds / (purchase) of equity accounted investees	2,399	585
Net proceeds/ (purchase) of investments	73,320	(81,565)
Interest received	5,462	7,993
Net movement in fixed deposits	1,83,479	14,866
Net Cash Generated from / (Used in) Investing Activities (B)	2,32,148	(52,839)
C. Cash Flow from Financing Activities		
Net proceeds/(Repayment) of Long Term Borrowings	(2,300)	(1,840)
Interest Expense Paid	(414)	(456)
Dividend paid	(67,500)	(30)
Lease Liability paid	(27,850)	(28,691)
Net Cash generated from / (used in) Financing Activities (C)	(98,064)	(31,017)
Net Increase/(Decrease) in Cash and Cash Equivalents (A+B+C)	2,05,358	84,412
Cash and cash equivalents at the beginning of the year	1,05,392	84,933
Balance at the end of the period	3,10,750	1,69,345



Petronet LNG Limited

Corporate Identity Number : L74899DL1998PLC093073

First Floor, World Trade Center, Babar Road, Barakhamba Lane, New Delhi - 110001

Notes :

- 1 The above results have been reviewed by the Audit Committee and approved by the Board of Directors of the Company at their respective meetings held on 9th November 2022. The Limited Review of the Unaudited Financial Results for the quarter and half year ended 30.09.2022, pursuant to Regulation 33 of the SEBI (Listing Obligations and Disclosure Requirements) Regulations, 2015 as amended and have been carried out by the Statutory Auditors of the Company.
- 2 The Company primarily operates in the business of import and processing of liquified natural gas. Accordingly, there is only one Reportable Segment i.e. "Natural Gas Business". Hence, no specific disclosure has been made w.r.t. operating segments.
- 3 Pursuant to the relevant provision under long term regasification contracts entered by the Company, income towards "Use or Pay charges" of Rs. 41,591 Lac (Rs 8,324 lac in Q4' 2021-22 and Rs 33,267 Lac in Q3 2021-22) in FY 2021-22 for Calendar year (CY) 2021 has been recognised on account of lower capacity utilisation by its customers. The balance confirmation against payment due / advance adjusted is yet to be received. The management is confident that the payment would be recovered in due course.
- 4 The Company has formed new wholly owned subsidiary Company Ms. Petronet LNG Singapore Pte.Ltd (registered in Singapore) on 7th March 2022. The share capital is pending to be allotted as on 30th September 2022
- 5 The Board of Directors have declared special interim dividend of Rs 7 per equity share (Face Value of Rs 10/- per equity share) at their meeting held on 09th November 2022.
- 6 Previous year/period figures have been regrouped and rearranged to make them comparable with current period figures.

For and on behalf of the Board of Directors of
Petronet LNG Limited


9/11/2022

Vinod Kumar Mishra
Director (Finance)
DIN: 08125144



Place: New Delhi

Date: 9th November 2022